



Telecom Relay TRB1/TRB1S

MAIN FEATURES

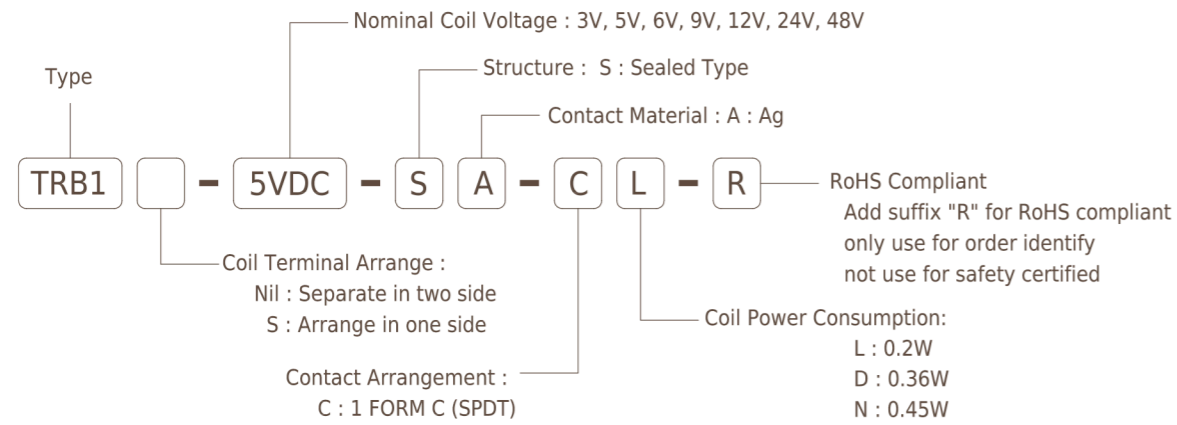
- Subminiature Type.
- Silver or Silver Alloy Contacts with Gold Plated.
- Low Dissipation.
- Sealed Type Available.
- Design conforms to foreign safety standard UL.
- UL and cUL recognized.



APPLICATIONS

- Microprocessor Control, Store Program Exchanger and Household Appliance.

ORDERING INFORMATION



COIL DATA CHART(at 20°C)

Coil Sensitivity	Nominal Voltage (VDC)	Nominal Current (mA)	Coil Resistance ($\Omega \pm 10\%$)	Power Consumption (W)	Pull-In Voltage (VDC)	Drop-Out Voltage (VDC)	Max-Allowable Voltage (VDC)
TRB1/TRB1S - L Type	3	66.7	45	abt. 0.2 W	75% Max.	10% Min.	110%
	5	40	125				
	6	33.3	180				
	9	22.2	405				
	12	16.7	720				
TRB1/TRB1S - D Type	3	120	25	abt. 0.36W	75% Max.	10% Min.	110%
	5	71.4	69				
	6	60	100				
	9	40	225				
	12	30	400				
	24	15	1600				
	48	7.5	6400				
TRB1/TRB1S - N Type	3	150	20	abt. 0.45W	75% Max.	10% Min.	110%
	5	90	56				
	6	75	80				
	9	50	180				
	12	37.5	320				
	24	18.7	1280				
	48	9	5120				

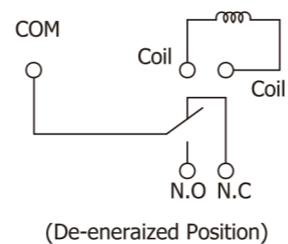
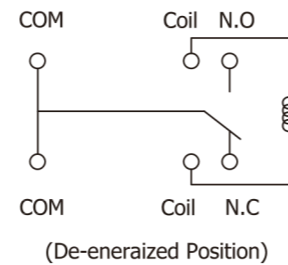
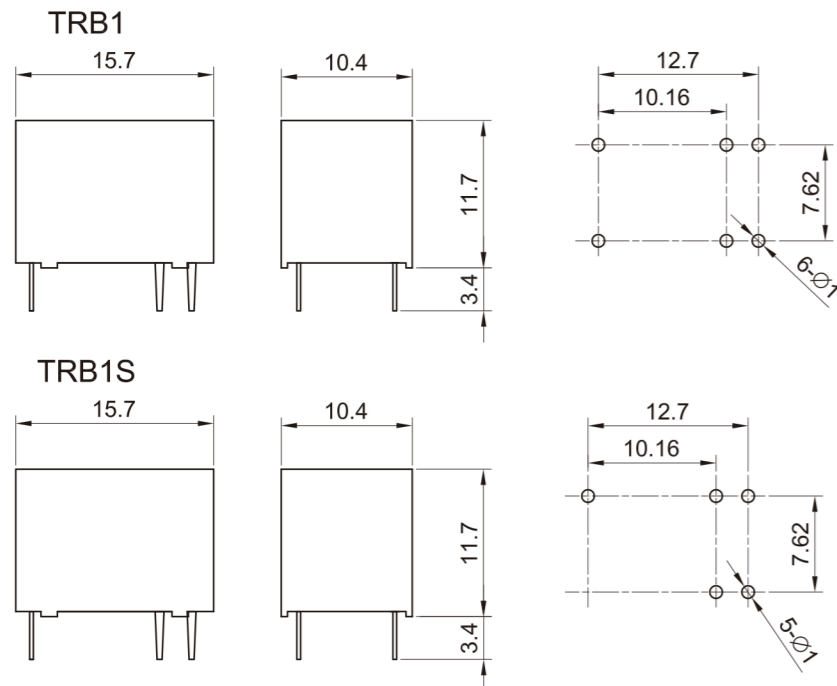
CONTACT RATING

Item	TRB1/TRB1S
Contact Capacity Resistive Load (cos Φ =1)	3A/120VAC 3A/24VDC
Rated Carrying Current	3 A
Max. Allowable Voltage	240VAC, 60VDC
Max. Allowable Current	3 A
Max. Allowable Power Force	360VA, 90W
Contact Material	Silver Alloy

DIMENSION(unit:mm)

DRILLING(unit:mm)

WIRING DIAGRAM



PERFORMANCE(at initial value)

Item	TRB1/TRB1S
Contact Resistance	100m Ω Max. (at 6VDC 1A)
Operation Time	5msec Max.
Release Time	5msec Max.
Dielectric Strength	1000VAC 50/60Hz (1 minute) 500VAC 50/60Hz (1 minute)
Insulation Resistance	100 M Ω Min. (at 500VDC)
Max. ON/OFF Switching	300 operation/min Mechanically 30 operation/min Electrically
Operating Ambient Temperature	-30°C to +85°C (No water condensation and no water drop)
Operating Humidity	40% to 85% RH
Vibration	10 to 55Hz Single Amplitude 1.5mm
Shock	490m/s ² Endurance 98m/s ² Error Operation
Life Expectancy	1 \times 10 ⁷ ops. Min. (no load) Mechanically 1 \times 10 ⁵ ops. Min. (at rated coil voltage) Electrically
Weight	Abt. 3.5g.
UL & cUL	E156521

1.Tolerance ± 0.5 mm on all dimensions unless otherwise stated.
2. Tolerance ± 0.1 mm on PCB DRILLING dimension unless otherwise stated.