

# BLM18A Series 0603/1608 (inch/mm)



## 0603 size for general signal lines.

\*Please refer to BLM15A for downsizing.


Chip Ferrite Bead  
0603/1608 (inch/mm)

Chip EMIFIL®

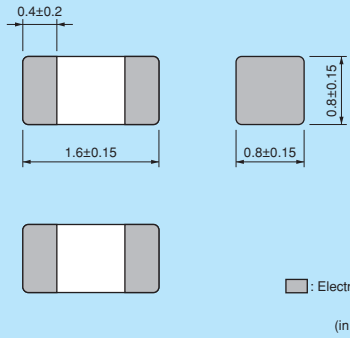
Chip Common Mode Choke Coil

Block Type EMIFIL®

Microwave Absorber




### ■ Dimensions



(in mm)

### ■ Equivalent Circuit



(Resistance element becomes dominant at high frequencies.)

### ■ Packaging

| Code | Packaging             | Minimum Quantity |
|------|-----------------------|------------------|
| D    | 180mm Reel Paper Tape | 4000             |
| J    | 330mm Reel Paper Tape | 10000            |
| B    | Bulk(Bag)             | 1000             |

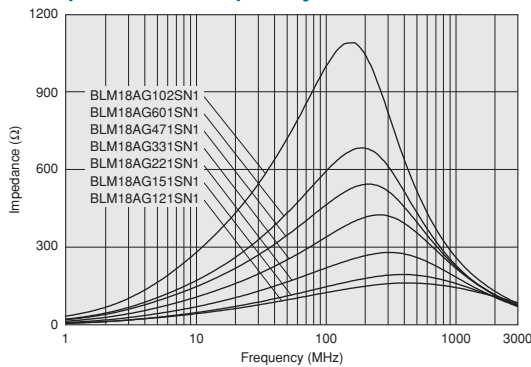
Refer to pages from p.100 to p.103 for mounting information.

### ■ Rated Value (□: packaging code)

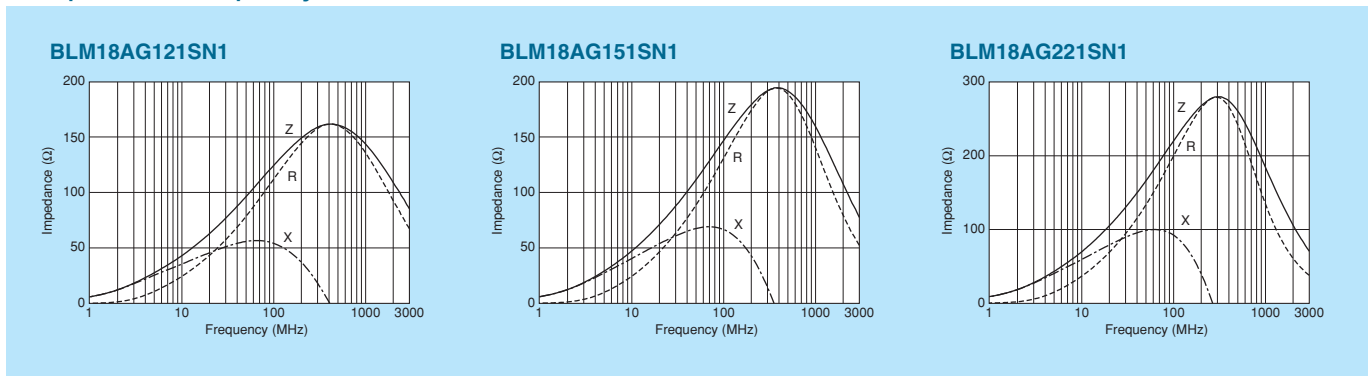
| Part Number    | Impedance (at 100MHz/20°C) | Rated Current | DC Resistance | Operating Temperature Range |     |
|----------------|----------------------------|---------------|---------------|-----------------------------|-----|
| BLM18AG121SN1□ | 120ohm ±25%                | 500mA         | 0.18ohm max.  | -55°C to +125°C             | Kit |
| BLM18AG151SN1□ | 150ohm ±25%                | 500mA         | 0.25ohm max.  | -55°C to +125°C             | Kit |
| BLM18AG221SN1□ | 220ohm ±25%                | 500mA         | 0.25ohm max.  | -55°C to +125°C             | Kit |
| BLM18AG331SN1□ | 330ohm ±25%                | 500mA         | 0.30ohm max.  | -55°C to +125°C             | Kit |
| BLM18AG471SN1□ | 470ohm ±25%                | 500mA         | 0.35ohm max.  | -55°C to +125°C             | Kit |
| BLM18AG601SN1□ | 600ohm ±25%                | 500mA         | 0.38ohm max.  | -55°C to +125°C             | Kit |
| BLM18AG102SN1□ | 1000ohm ±25%               | 400mA         | 0.50ohm max.  | -55°C to +125°C             | Kit |

Number of Circuits: 1

### ■ Impedance-Frequency Characteristics



### ■ Impedance-Frequency Characteristics

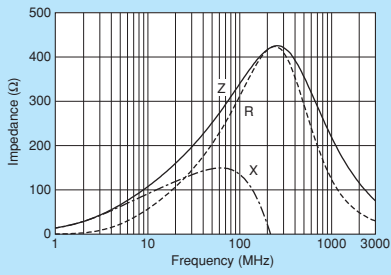


Continued on the following page.

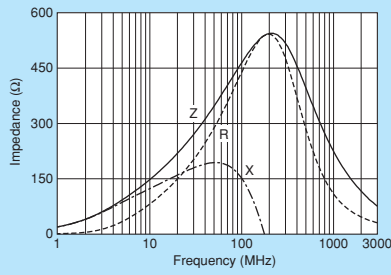
△Note • Please read rating and △CAUTION (for storage, operating, rating, soldering, mounting and handling) in this catalog to prevent smoking and/or burning, etc.  
• This catalog has only typical specifications. Therefore, please approve our product specifications or transact the approval sheet for product specifications before ordering.

Impedance-Frequency Characteristics

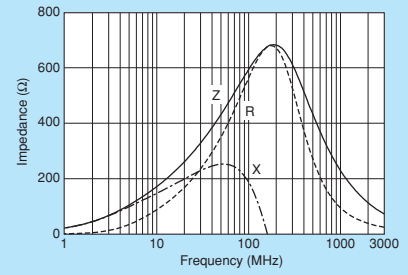
BLM18AG331SN1



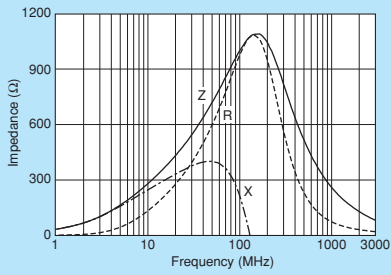
BLM18AG471SN1



BLM18AG601SN1



BLM18AG102SN1



0603/1608 (inch/mm)  
 Chip Ferrite Bead

Chip EMIFIL®

Chip Common Mode Choke Coil

Block Type EMIFIL®

Microwave Absorber

⚠Note • Please read rating and ⚠CAUTION (for storage, operating, rating, soldering, mounting and handling) in this catalog to prevent smoking and/or burning, etc.  
 • This catalog has only typical specifications. Therefore, please approve our product specifications or transact the approval sheet for product specifications before ordering.